

September 2024



Location: Messiah Lutheran Church Christian Life Center Bldg.

Address: 14920 Hutchison Road (1/2 block North of Ehrlich Rd.) Tampa, Fl.

Date: September 21st, 2024

Time: Door will open at 9:00 am Seminar starts at 9:30 am

2024 Board Members

| | |
|--------------------------|-----------------|
| President | Sherrie Colgain |
| 1st VP Programs | Kathy Swigon |
| 2nd VP Membership | Lee Reynolds |
| Secretary | Jan Zerbe |
| Treasurer | Bev Frandsen |

Chairperson 2024

| | |
|--------------------------|------------------------------|
| Ways & Means | Jean Archer |
| Seminars | Carol Barker |
| Sunshine | Ann Roberts |
| Newsletter Editor | Kathy Edwards |
| Web Master | Kathy Edwards |
| Parliamentarian | Bonnie Phillips |
| Publicity | Open |
| State Fair | Kathy Edwards |
| Philanthropic | Carolyn Zaengle/ Jan Zerbe |
| Christmas Party | Kathy Edwards & Carol Barker |
| Tre's Chic 2025 | |

2024 Meeting Dates

| | | | |
|------|------|-----|------|
| Sept | 21st | Nov | 16th |
| Oct1 | 19th | Dec | 7th |

President: Sherrie Colgain

Wow! Who knew we could create art on sandpaper and use pool noodles to blend pastels. Michele Young is a walking encyclopedia on pastel information. Did you know that Tampa has an artist quality pastel factory? The owner uses a Kitchen Aid stand mixer and a sausage stuffer to make his hand rolled pastels. He sells all over the world and his product is Mount Vision Pastels. Thank you, Michele for sharing so much information with us, not that all of us are rushing out to become pastel artists.



Our nominating committee reported that at least one person is running for each office, but there is still time to get your name on the ballot. Here is what we have so far:


- President – Sherrie Colgain
- 1st Vice (programs)– Bonnie Phillips
- 2nd Vice (membership)- Carol Adams
- Secretary – Jan Zerbe
- Treasurer – Bev Frandsen

We also need volunteers for committees for appointed committees. So far, we have Jan Zerbe/Carolyn Zangle – Philanthropic, Jean Archer/Kathy Swigon for Ways & Means, and Kathy Edwards for Newsletter/Web Master.

Lee Reynolds is teaching next month’s program “The Magic Brush.” Check the newsletter for supplies to bring to the meeting.

Keeping my brush wet,

1st VP Programs: Kathy Swigon



September 21st Lee Reynolds Lee's Artsy chip paint brush

Supplies needed:

Cheap chip paint brushes (2 or 3)--- You know, the ones with the wooden handle and blondish bristles. Can usually purchase at \$1.25 store. The last ones I got at Dollar Tree were black plastic handle with black bristles and that's ok.

A magazine. You will be ripping out pieces of paper from the magazine and adhering to the handle of the brush with mod podge. An brush from your stash to apply the mod podge with. Don't use one of your good brushes. Mod podge if you have it. If not, we will dispense some to you so bring something to put it in. Three bottles of paint (colors of your choice). You will be painting the bristles of the chip brush to make it look like it's been doing some painting. That's it. No talent required. No challenge involved. Just relax, rip pieces out of your magazine and stick on with the mod podge. And since I don't have to give really specific detailed instructions, feel free to talk to your neighbor. When my friend and I did this in our class at church, we named the class "rip and stick" and we created beautiful "paper painting" pictures of flamingos, fish, egrets, etc., with pieces of ripped paper on a canvas board.

The rest is up to you as to what you want to do with it once completed, i.e., mobile/wall hanging, display on canvas as the "Magic Paintbrush", display in a shadow box as "The Magic Paintbrush", and on and on. It's fun to string beads on the end of the handle. Use your imagination since there is no pattern to help you!

October 19th Stephanie Robinson Autumn Dandy

PATTERN KIT: \$13.95 includes 2 preprinted patterns on WC paper plus embellishments

BRING: #3 round brush, small dry brush, stylus, water basin and any other acrylic supplies you like to use.

PRISMACOLOR COLORED PENCILS: Black, Carmine Red, Sienna Brown, True Blue, Yellowed Orange.

Stephanie will have brushes and Colored Pencils (\$2) if you need them.

Please see sign up sheet and pre-pay, making checks out to:

Stephanie Robinson.



November 16th Kathy Swigon Snowman tag



Supplies to bring

Brushes: #1 liner, #3 round, stippler #6 or #8 or old scruffy filbert, #4 or #6 flat or filbert, #8 flat or angle, small stencil brush Old toothbrush or your favorite spatter tool Small snowflake or star stencils, 1/2" or smaller is best Usual acrylic supplies: water bucket, paper towels, palette for paint and any other tools you prefer I will have some extras to share with non-painters

Meeting Minutes: Secretary: Jan Zerbe

Announcements in lieu of minutes for Aug 17, 2024

Paint Parties East Chelsea Baptist Church on **Tuesdays at 10am**. Bring anything you want to paint. Items for the Tres Chic Silent Auction must have the silent form attached to the item. Forms are at the church to fill out. Items for Tres Chic can be stored at the church in a locked storage room. It is never too soon to work on items for Tres Chic.

2nd VP Membership: Lee Reynolds

At the August meeting there were 18 members in attendance, 1 guests, and 3 on Zoom.

FSDA Dues are due by December 2023 for 2024. \$20.00 You can pay at a meeting or mail your check made out to FSDA to Lee Reynolds 14111 Fennsbury Drive, Tampa FL 33624.

Seminars: Carol Barker

No Seminars are currently scheduled.

Newsletter Editor; Web Site Editor; and Facebook Page Editor: Kathy Edwards

This is our Web site address. www.fsdatabay.com Starting this month the NL's will be posted on our website. Click on the link, it will open in a separate page you can read, download and print. The monthly projects will no longer be on a separate page.

I will be adding a page to list teachers, if you want your information listed please let me know.

[Please check out the 2 Facebook Florida Suncoast Decorative pages](#) and post.

Ways & Means: Jean Archer

Our baskets and items brought In \$80 this month. Thanks to everyone who participated in the raffle. Of course there's more excitement to come in September.

We had a table with free painting books. I hope you found some and took them home to enjoy. There will be another stack at the September meeting as we have a lot of books that have been donated. After you have had your pick of these books, the rest will be donated to a place in St. Petersburg that Sherrie Colgain has found. Thanks Sherrie for your time and efforts. It's good to know that the books will not be trashed.

Jean Archer

Philanthropic: Carolyn Zaengle and Jan Zerbe

We want to say a big THANK YOU to all who made contributions to our girls. There is enough art supplies for both girls !! This will make everyone happy! With back to school. One thing they all like is makeup, mascara is a biggie for them. They want to look as cute as all the other girls. Anything you can give will be greatly appreciated. Thank you in advance.

Sunshine: Ann Roberts / Carolyn Zaengle

September Birthdays

Laura Landry 17th





Birthday cards will be sent to all members on their birthdays. If you know of anyone who is sick, or needs a greeting for whatever the reason, please let me know. 813-363-6784 Ann Roberts



FSDA Meetup

FSDA has paid to advertise on Meetup. So now we need members to respond by joining. Go to Meetup, then TAMPA BAY AREA PAINTING MEETUP to join. Quite a few nonmembers on Meetup have joined which means they are curious or interested. Members, Social Media is at this point the best way to advertise for the least amount of money. We want to share our love of Decorative Painting with the world, especially and in particular this area if our world. So please join TAMPA BAY AREA PAINTING MEETUP. Bonnie Phillips

Pictures from the August Meeting



Show and Tell



Soldier Boxes



By Wendy

Here's all the soldier boxes with the eagles we painted. They look great and the soldiers will love them. Many thanks from the Boots and Brushes of San Antonio group. Helped them a lot in meeting their goal of 60 boxes.

Kathy S